

Archive Search guide 3 – Clip and Export

This guide covers clipping and exporting content from Archive Search.

Once you've found what you need in Archive Search you'll want to clip and export it so you can use it. You can do this in either web quality (low-res) or broadcast quality (high-res).

1. Clipping web quality AV assets (low-res)

From an asset page in Archive Search,

- Click on the scissors icon and then navigate on the viewer window or filmstrip to the point where you want your clip to start.
- Click on 'IN' to set this as the start of your clip.

The screenshot displays the BBC Archive Search interface for asset ERYD640H/01. The left sidebar contains a video player with a filmstrip below it. The 'Export clip' section is active, showing a dropdown for 'Select quality' set to 'Web quality'. The 'Clip name' field contains 'AS_Canals_The_Making_of_a_Nation_Engineering_ERYD640H_01_5'. Below this, the 'Insert clipping points from the above scrub bar' section shows an 'IN' button at 00:01:33 and an 'OUT' button at 00:00:00. A red warning banner at the bottom states: 'You must clear this content prior to reuse and ensure that any reuse meets the BBC's Editorial Guidelines.' The right sidebar contains tabs for Overview, Keyframes, Hierarchy, More info, Holdings, Subtitles and Transcription, Contributors, and Rights and Restrictions. The 'Synopsis' section describes the story of early canal builders. The 'Key information' section lists details such as Brand (BBC4), Series (Canals: The Making of a Nation), Episode (Engineering), and Duration (00:00). The 'Legacy Notes' and 'Description' sections are marked as 'Not available for this asset.' The 'Tags' section indicates 'There are no tags applied to this asset.'

- Then navigate to the point in the viewer window where you want your clip to finish
- Click on 'OUT' to set the end of your clip
- Click 'Export'

ERYD640H/01 Digital Archive

3:05 / 29:36

00:00:00

00:00:59

00:01:58

00:02:57

IN 00:01:33

OUT 00:03:04

Duration 00:01:31

Export

Export clip

Select quality

Web quality

Clip name

AS_Canals_The_Making_of_a_Nation_Engineering_ERYD640H_01_5

Insert clipping points from the above scrub bar

IN 00:01:33

OUT 00:03:04

You must clear this content prior to reuse and ensure that any reuse meets the BBC's Editorial Guidelines.

Overview

Keyframes

Hierarchy

More Info

Holdings

Subtitles and Transcription

Contributors

Rights and Restrictions

Collection

Synopsis

Liz McIvor tells the story of the early canal builders who struggled with the rugged terrain of England's Pennine hills. Creating a network of canals in this landscape was an uphill challenge - sometimes literally! But connecting the powerhouses of Yorkshire and Lancashire was a great prize at the time of the industrial revolution. What should the engineers do? Should they build over, under or around the hills? Who succeeded, and who struggled?

Key information

Brand	Canals: The Making of a Nation	Asset Type	Video
Series	Canals: The Making of a Nation	Content Type	Version
Episode	Engineering	Component	
Published Title	Engineering	Source System	Digital Archive
Genre	Factual, Life Stories, History, Travel	Programme No	ERYD640H/01
Platform	BBC4	Supplier Type	
Version Title		Duration	00:00
		First Broadcast	Tue 01 Sep 2015
		Episode Number	
		Episode Title	Engineering

Legacy Notes

Not available for this asset.

Description

Not available for this asset.

Tags

There are no tags applied to this asset.

Comments

There are no comments for this asset.

Go to your Clips page via the menu icon in the top right and you will find all your clips listed there:

BBC ArchiveSearch

Home > Collections > Essentially British: British Transport

Canals: The Making of a Nation : Engineering

Content Type Version

Programme Number ERYD640H/01

First Broadcast Tue 01 Sep 2015

Channel BBC4

Overview

Keyframes

Hierarchy

More Info

Holdings

Subtitles and Transcription

Contributors

Synopsis

Liz McIvor tells the story of the early canal builders who struggled with the rugged terrain of England's Pennine hills. Creating a network of canals in this landscape was an uphill challenge - sometimes literally! But connecting the powerhouses of Yorkshire and Lancashire was a great prize at the time of the industrial revolution. What should the engineers do? Should they build over, under or around the hills? Who succeeded, and who struggled?

Key information

Brand	Canals: The Making of a Nation	Asset Type	Video
Series	Canals: The Making of a Nation	Content Type	Version
Episode	Engineering	Component	
Published Title	Engineering	Source System	Digital Archive
Genre	Factual, Life Stories, History, Travel	Programme No	ERYD640H/01
Platform	BBC4	Supplier Type	
Version Title		Duration	00:00
		First Broadcast	Tue 01 Sep 2015
		Episode Number	
		Episode Title	Engineering

Legacy Notes

Not available for this asset.

Collections

Profile

History

Clips

Admin

Homepage Management

Statistics

Transfers

Send feedback

Logout

From your clips page you can then download your clip by clicking on the download icon to the bottom right of the clip:

BBC ArchiveSearch

Home

My Clips

00:01:31

Download icon

AS_Canals_The_Making_of_a_Nation_Engineering_ERYD640H_01_5891d8e8f932f6

1200a761cb-00:01:33-00:03:04

Requested: 24/01/2023 13:42

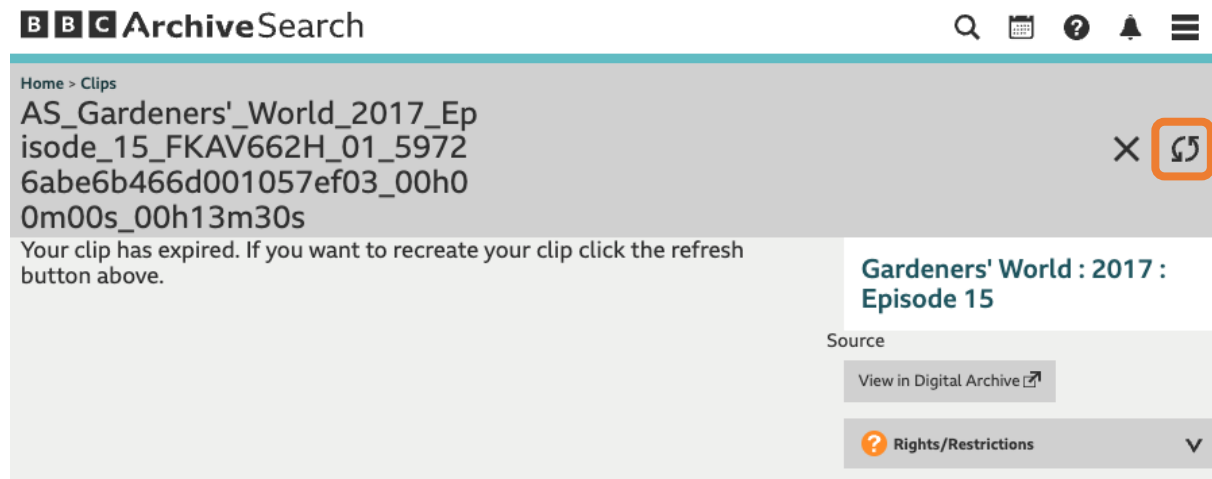
State: completed

Can I share my clip with other users?

Yes. Click on the clip title to go to the clip page and then just copy and paste the url (web address) and send it on.

How long do clips stay on my Clips page?

Web quality clips will be available for 30 days after which they will have the label 'expired'. You can still access them though – click on the clip title and then just click on the refresh button. You can also remove a clip from your Clips page by hitting the X button.



How are the clips named?

Clip titles are composed of the following: Programme Title / Programme Number / Archive Tape ID / Archive Search ID / Clip In Point / Clip Out Point. You can however give your clip a different name when you create it – after hitting the 'Clip' button simply type over the clip name before hitting Create Clip.

What if I want to export the whole programme?

Select the 'download icon' and then select 'Export'

Please note: you will only be able to download the full file in web quality (not for broadcast).

BBC Archive Search

Home > Collections > The Sea: The Joy Of Sea

Sea Fever : The Joy of the Sea

Content Type Version Programme Number FKIH521R/03 First Broadcast Sun 16 May 2010 Channel BBC4 Rights

FKIH521R/03 Digital Archive

Overview Keyframes Hierarchy More Info Holdings Subtitles and Transcription Contributors Rights and Restraints

Synopsis

Series which focuses on Britain's maritime history, culture, economics and science continues with a look at the different ways people have enjoyed the sea in the 20th century. For some, the 'Joy of the Sea' is about being on it in a boat or dinghy, for others it is crashing through the waves on a surfboard, and for millions it is about just wanting to be close to it.

To enjoy the sea in the early years of the 20th century, you had to be either living close to it or rich enough to get to it - sailing especially was the preserve of the rich. But as the century unfolded that changed and a revolution took place that saw more and more people being able to get to the sea and enjoy it in all sorts of ways. Many of them filmed their experiences and the programme uses their unique and unseen films, and their recollections, to tell the story of that revolution.

The film archives of three sailors stretching from the 1930s to the 1980s reveal the way technology and economics transformed and democratised the delights of sailing in the century. Malcolm McKeag, Chief Sailing Officer of the Royal Thames Yacht Club, helps explain the forces at work.

The 1930s home movies of Gerald Potter bring to life the world of the upper middle class Cowes sailor. He had the wealth to commission and film the building of his very own boat.

Post-war sailing amongst the Cowes elite, and ocean racing in particular, was captured in the movies of Max Aitken, heir to the Beaverbrook newspaper empire.

The first post-war stirrings of what was to become a cult in Cornwall were filmed by Gynnedd Haslock's father, who filmed his young daughter surfing the Cornish waves in the late 1950s.

By the 1970s, technology was revolutionising surfing and John Adams, a surfing dance hall owner from Penzance, captured the pastime as it grew into a global pursuit.

The movies of Don Sykes, a Southport amateur filmmaker, capture the joy of the sea and how it was experienced by millions of holiday makers. Don has film of Southport in the 1920s and his films show just how popular places like this were right up to the 1970s.

Key information

Read Asset Type Video

42:37 / 1:05:22

00:41:23 00:43:34 00:45:45

00:42:37 / 01:05:22

Export full file

File quality

Web quality

You must clear this content prior to reuse and ensure that any reuse meets the BBC's Editorial Guidelines.

Export

Radio Archive Content

Over 2 million Radio Archive assets are now available in broadcast quality on Archive Search.

To download a Radio Archive asset:

- Select 'file quality' from the drop down under the media player
- Select either web quality (mp3), or broadcast quality (WAV)
- Click 'Export'

BBC ArchiveSearch

Home > Search Results

Crossing Continents : Nigeria's oil thieves

Content Type Pre Record Programme Number PER46000177 First Broadcast Thu 01 Sep 2022 Channel BBC Radio 4 FM Rights

PER46000177 Radio Archive

0:00 / 27:30

Export full file

File quality

- Web quality ▼
- ☒ Web quality
- Broadcast quality

Export

Synopsis

Illegal oil is big business in the Niger Delta. Oil thieves cut the pipelines, siphoning off oil, which they refine in the bush and sell on the black market. This vast underground industry is a huge employer in the region but it's a dangerous business. Earlier this year, over 100 people were killed in an explosion at an illegal refinery.

The local government has been cracking down on the illegal oil trade. They say the business is responsible for the worryingly high levels of pollution in the Niger Delta, where a thick black smog hangs over the city of Port Harcourt and oil runs through the waterways, destroying mangroves.

BBC West Africa correspondent Mayeni Jones meets an oil thief king pin, an exuberant local politician, taking on this illegal business and treks deep into the forests of the Niger Delta to visit an underground refinery.

Presenter: Mayeni Jones
Producer: Josephine Casserly
Editor: Penny Murphy
Production Coordinator: Gemma Ashman

Key information

Brand	Crossing Continents	Asset Type	Audio
Series		Content Type	Pre Record
Episode	Nigeria's oil thieves	Component	
Published Title	Crossing Continents 6/9	Source System	Radio Archive
Genre	Factual, Life Stories, Travel	Programme No	PER46000177
Platform	BBC Radio 4 FM	Supplier Type	
		Duration	27:30
		First Broadcast	Thu 01 Sep 2022

2. Clipping broadcast quality AV assets (high res)

If you have been given the permission to do so you can also clip broadcast quality AV assets (high res) from Archive Search.

Why would I not have been given permission to do this?

BBC Studios and Indie users have their permissions set by their sponsor. If you think you should be able to clip and export broadcast quality content and you cannot then speak to your sponsor and ask them to contact Archive Services archive.services@bbc.co.uk

The way in which you clip broadcast quality assets will vary slightly depending on the source system you need to clip from and whether you are connected to the BBC network or not.

What do you mean by Source System?

Archive Search sits across a number of different individual archives – eg the Digital Archive, the Scottish Digital Library, the News Archive etc. You can confirm where the programme you are looking at has come from either from the search results page or from the Overview tab on the asset itself by looking at the Source System field:

Key information			
Brand	BBC Children in Need	Asset Type	Video
Series	2020	Content Type	Version
Episode	Live Show	Component	
Published Title	Live Show	Source System	Digital Archive
Genre	Entertainment, Variety Shows	Programme No	ENAK823A/01
Platform	BBC1	Supplier Type	
Version Title		Duration	03:02:44
		First Broadcast	Fri 13 Nov 2020
		Episode Number	
		Episode Title	Live Show

We'll cover clipping from each of these Source Systems below. Let's start with the Digital Archive.

Clipping broadcast quality clips from a Digital Archive asset

You can make broadcast quality clips from an asset which has the Digital Archive as its source system in the same way as you clip the web quality assets:

- Click the 'Select quality' dropdown menu under the media player
- Chose 'Broadcast quality'
- Select the clip IN and OUT points as above
- Click 'Export'

ERYD640H/01 Digital Archive

0:00 / 29:36

00:00:00 00:00:09 00:01:38 00:02:57

00:00:00 / 00:29:36

Export clip

Select quality

Broadcast quality

Clip name

AS_Canals_The_Making_of_a_Nation_Engineering_ERYD640H_01_

Click IN/OUT to select current time from media player

IN 00:00:00

OUT 00:00:00

Add additional recipient (optional)

Additional email address

You must clear this content prior to reuse and ensure that any reuse meets the BBC's Editorial Guidelines.

Export

Overview Keyframes Hierarchy More Info Holdings Subtitles and Transcription Contributors Rights and Restrictions Cc >

Synopsis

Liz McIvor tells the story of the early canal builders who struggled with the rugged terrain of England's Pennine hills. Creating a network of canals in this landscape was an uphill challenge - sometimes literally! But connecting the powerhouses of Yorkshire and Lancashire was a great prize at the time of the industrial revolution. What should the engineers do? Should they build over, under or around the hills? Who succeeded, and who struggled?

Key information

Brand	Canals: The Making of a Nation	Asset Type	Video
Series		Content Type	Version
Episode	Engineering	Component	
Published Title	Engineering	Source System	Digital Archive
Genre	Factual, Life Stories, History, Travel	Programme No	ERYD640H/01
Platform	BBC4	Supplier Type	
Version Title		Duration	00:00
		First Broadcast	Tue 01 Sep 2015
		Episode Number	
		Episode Title	Engineering

Legacy Notes

Not available for this asset.

Description

Not available for this asset.

Tags

There are no tags applied to this asset.

Comments

There are no comments for this asset.

0 shortlisted

Top

Because broadcast quality files are big they are sent to users as clickable links which direct you to a Media Shuttle folder from where you can download the clip. You will be emailed a copy of this link, and you can also add an additional recipient of this email by entering their email address in the 'Add additional recipient (optional)' field.

As well as being emailed the link to your clip you can also access it via your Clips page – simply click on the 'Open in Media Shuttle' link to get to it.

My Clips

00:06:48

AS_Planet_Earth_II_Islands_FKAC346L_03_5891d8d6f932f61200a75f80_00h00m00s_00h06m48s

Requested: 10/11/2021 15:55

State: completed

High Res

Open in Media Shuttle

I'm getting an error message when I try and create a clip longer than 15 minutes – what do I do?

Broadcast quality clipping is limited to under 15 minutes in Archive Search. If you need to export a clip longer you will need to go into the Digital Archive.

Click on the 'Holdings' tab from the asset page and this will list the copies of the programme in the various source systems. The Digital Archive copy will always be at the top of this list.

Content Type Version

Programme Number FKIG114X/02

First Broadcast Sat 26 Oct 2019

Channel BBC2

Rights

FKIG114X/02 Digital Archive

Overview

Keyframes

Hierarchy

More Info

Holdings

Subtitles and Transcription

Contributors

Rights and Restrictions

Coll >

0:00 / 1:26:32

00:00:00

00:00:01

00:00:46

00:00:29

00:00:00 / 01:26:32

View in Source System

Holdings

Total Holdings 8

Showing all playable in all formats of all status in all locations Reset Show key

Version: FKIG114X/03

Version: FKIG114X/02 - Currently viewing

Title	Description	Tape ID	Rec Date	Format	Type	Quality	Status
Westwood: Punk, Icon, Activist				File	Unknown	80	> ? ^

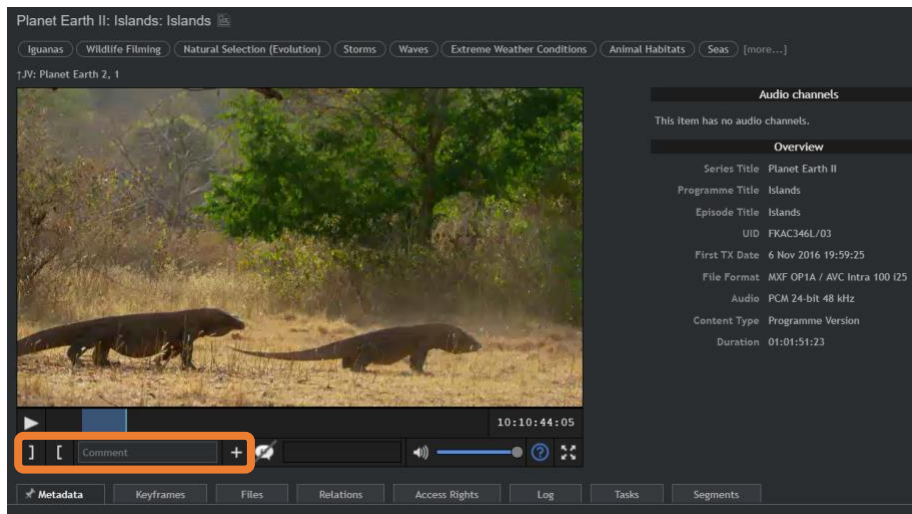
Source System Digital Archive Base Location

Currently Viewing View in Source System

Use the expand button to the right of the entry and you will see an option to 'View in Source System'. Click on this to go to the copy of the programme in the Digital Archive which will open in a new tab on your browser.

NB if you do not already have the Digital Archive open you may be directed to the homepage instead – simply go back to the Archive Search tab and click on 'View in source system' again.

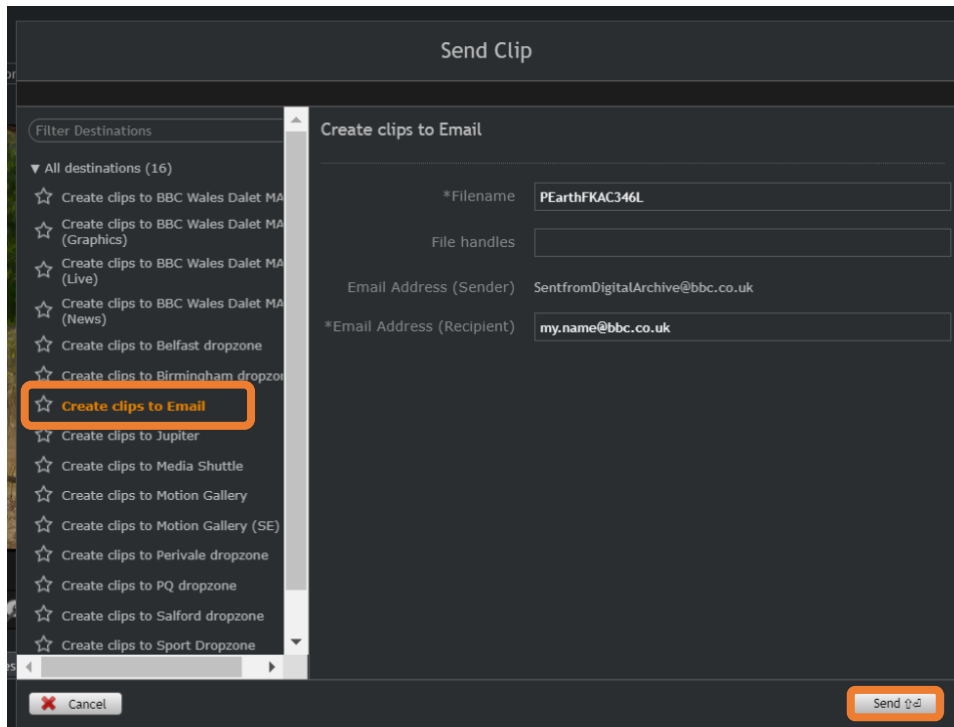
Once you're in the Digital Archive create your clip in the following way:



Set your IN and OUT points using the] and [buttons and then click on + to create your clip.

Then click on 'Send Clip to' and you will get a pop-up screen with a list of destinations. If you are familiar with any of these destinations and you have access to them you can send your clip to the appropriate one, or select the 'Create clips to email', give the clip a title (avoid using spaces and special characters) and enter your email address, then click on send.

You will receive an email with a link to download the broadcast quality clip as soon as it is available. Bear in mind that this can take a while depending on the number of users clipping at the time.



Can I send the clip to someone else?

Yes you can enter any email address here – eg if you need to send the clip to an edit suite. Please be aware of the terms and conditions of use however and do not send any content to anyone who does not have permission to view it.

Can I send the whole programme?

Yes, instead of creating the clip simply click on 'Item / Send To' from the asset page in the Digital Archive. Please remember that these files are going to be big, may take a long time to export and will hold up exports for other users so only do this if you really need to.

I've found some content that isn't blocked but I still can't clip it – why is that?

Files that are held as .mov in the Digital Archive can cause an issue with clipping from Archive Search. For any of these files go to the Holdings tab and open the asset in the Digital Archive then follow the process above for sending a whole programme.

If you are still having problems email us at Archive Services archive.services@bbc.co.uk

Clipping broadcast quality from a News Archive (J Library) asset

You can clip broadcast quality from the News Archive in the same way as for the Digital Archive – simply select the broadcast quality option from the 'quality' dropdown when you create your clip. Again, these are limited to less than 15 minutes.

What if I need a clip longer than 15 minutes?

Click on the Holdings tab and you will see the option to open the asset in J Library from where you can clip more than 15 minutes.

I'm not connected to the BBC network and I can't access J Library – what do I do?

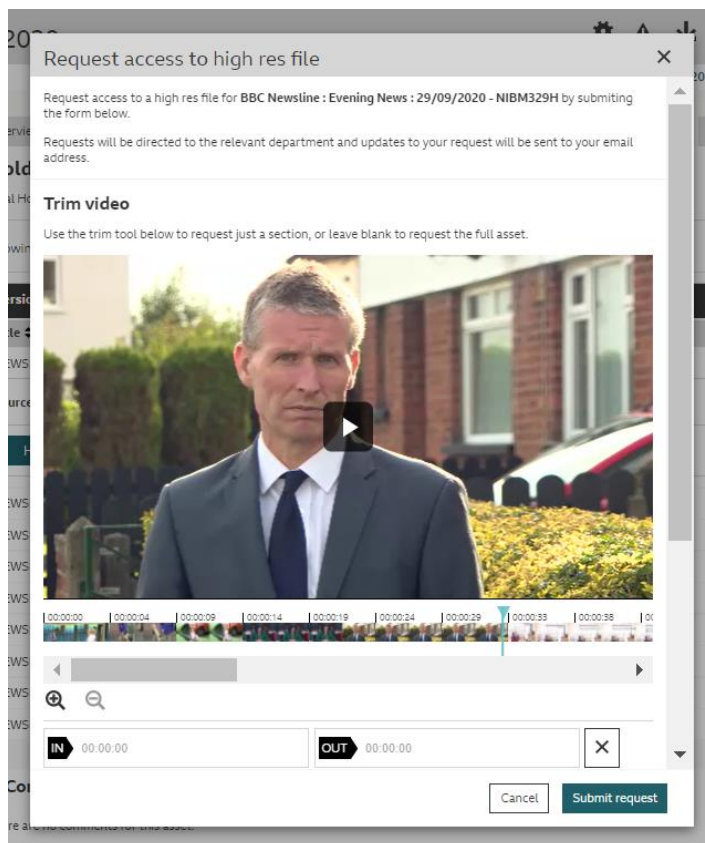
It is only possible to open up J Library when you're connected to the BBC network so if you are not on the network and you have permission to access broadcast quality content, and you need a clip longer than 15 minutes simply email Archives Orders: ArchivesOrders@bbc.co.uk and they will arrange getting the clip to you.

Clipping broadcast quality from an asset in the Northern Ireland Archive

You can only create web quality clips for content which comes from one of the Northern Ireland assets in Archive Search. As with the Digital Archive and the News Archive you can clip broadcast quality by going into the source system via the Holdings tab. If you do not have access you will see this 'Request High Res File' button instead:

The screenshot shows the BBC Archive Search interface. At the top, there are tabs for 'Overview', 'Keyframes', 'Hierarchy', 'More Info', 'Holdings', 'Subtitles and Transcription', 'Contributors', 'Rights and Restrictions', and 'Collections'. The 'Holdings' tab is selected. Below the tabs, there is a video player showing a man in a suit. To the right of the video player, there is a 'Holdings' section with a 'Total Holdings 11' and a 'Showing all playable' filter. Below this, there is a table with columns for 'Title', 'Description', 'Tape ID', 'Rec Date', 'Format', 'Type', 'Quality', and 'Status'. The table shows one row for 'NEWSLINE 1830'. Below the table, there is a 'Source System' field with the value 'BBCNI Shared Library' and a 'Base Location' field. At the bottom, there is a 'Currently Viewing' button and a 'Request High Res File' button, which is highlighted in orange.

Click on this to open up a pop up AV window of the content.



Select your IN and OUT points, fill in the fields below and submit your request which will go off to the BBC Northern Ireland Archives team. You can also contact them directly at MediaManagement2@bbc.co.uk

Creating a broadcast quality clip from the Scottish Digital Library assets



This works in the same way as for the Northern Ireland archive – if you have access to the Scottish Digital Library you can launch it from the Holdings tab, otherwise you can request a broadcast quality clip in the same way as above. The BBC Scotland Archive team can be contacted at: mediamanagementscotland@bbc.co.uk

Restricted content

Some content in Archive Search is restricted – you can view it but the clipping functionality will be greyed out. For any of these assets you will need to get permission from the Restriction Owner if you want to re-use it. Simply click on the 'Rights and Restrictions' tab and you will see an email address to contact.

Content on Tape

If you have found content in Archive Search which is only on tape you can make a request for it to be digitised by clicking on the Holdings tab, expanding the section next to the copy of the tape you are interested in and filling in the Content Enquiry form

EASTENDERS - EASTENDERS	PROGRAMME	BRD440 759	19/07/2011	Digital Betacam	Version		A	NM	
----------------------------	-----------	---------------	------------	--------------------	---------	---	---	----	---

Source System Archive Datastore Holdings **Base Location** Archive Centre Vault D1

Holding details

Content Enquiry

Your request will be sent to the Archive Orders who will contact you to confirm how the content can be made available to you. You can also contact them directly at: Archives Orders ArchivesOrders@bbc.co.uk